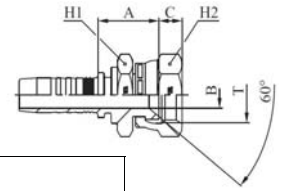


M23811

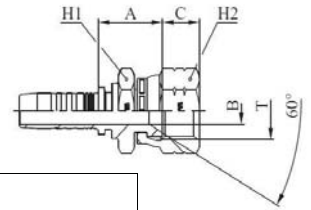
HEMBRA JIS BSP ASIENTO 60° (TOYOTA) JIS B 8363 (TUERCA PENSADA)



REF.	DIÁMETROS DE MANGUERA			ROSCAS T	DIMENSIONES				
	DN	Pulgadas	Tamaño		B	A	C	H1	H2
M23811-04-04	6	1/4"	- 04	1/4" - 19	4,0	18,5	8,3	19	19
M23811-06-06	10	3/8"	- 06	3/8" - 19	7,0	23,1	10,0	22	22
M23811-08-08	12	1/2"	- 08	1/2" - 14	9,3	23,0	11,5	27	27
M23811-12-12	19	3/4"	- 12	3/4" - 14	15,0	26,0	13,5	32	32
M23811-16-16	25	1"	- 16	1" - 11	19,8	30,3	14,5	38	38

M24011

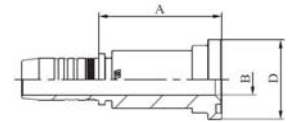
HEMBRA MÉTRICA JIS BSP ASIENTO 60° (KOMATSU) JIS B 8363 (TUERCA PENSADA)



REF.	DIÁMETROS DE MANGUERA			ROSCAS T	DIMENSIONES				
	DN	Pulgadas	Tamaño		B	A	C	H1	H2
M24011-04-14	6	1/4"	- 04	M 14x1,5	4,0	23,0	10,5	19	19
M24011-06-14	10	3/8"	- 06	M 14x1,5	4,0	23,6	10,5	19	19
M24011-06-18	10	3/8"	- 06	M 18x1,5	7,0	23,6	11,5	24	24
M24011-08-22	12	1/2"	- 08	M 22x1,5	9,3	24,9	14,0	27	27
M24011-10-24	16	5/8"	- 10	M 24x1,5	12,5	26,7	15,1	32	32
M24011-12-30	19	3/4"	- 12	M 30x1,5	15,0	31,5	18,3	36	36
M24011-16-33	25	1"	- 16	M 33x1,5	19,8	33,3	21,3	41	41
M24011-20-36	31	1.1/4"	- 20	M 36x1,5	19,8	41,0	20,0	46	46

M24111

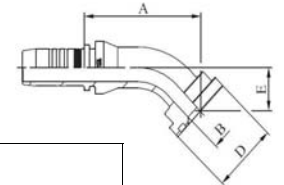
BRIDA RECTA KOMATSU



REF.	DIÁMETROS DE MANGUERA			ROSCAS T	DIMENSIONES		
	DN	Pulgadas	Tamaño		B	A	D
M24111-08-10	12	1/2"	- 08	5/8"	14,0	66,0	34,0
M24111-10-10	16	5/8"	- 10	5/8"	14,0	65,7	34,0
M24111-12-10	19	3/4"	- 12	5/8"	14,0	66,5	34,0

M24141

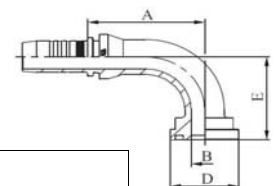
BRIDA KOMATSU CODO 45°



REF.	DIÁMETROS DE MANGUERA			ROSCAS T	DIMENSIONES			
	DN	Pulgadas	Tamaño		B	A	C	E
M24191-10-10	16	5/8"	- 10	5/8"	14,0	56,0	34,0	47,5
M24191-12-10	19	3/4"	- 12	5/8"	14,0	56,0	34,0	47,5

M24191

BRIDA KOMATSU CODO 90°



REF.	DIÁMETROS DE MANGUERA			ROSCAS T	DIMENSIONES			
	DN	Pulgadas	Tamaño		B	A	C	E
M24141-10-10	16	5/8"	- 10	5/8"	14,0	61,0	34,0	22,0